


# WIND KNOWLEDGE

IS WIND POWER



## WindSim 11

WindSim 15<sup>th</sup> User Meeting, Online, 23 June 2021

*windsim*

# Improvements

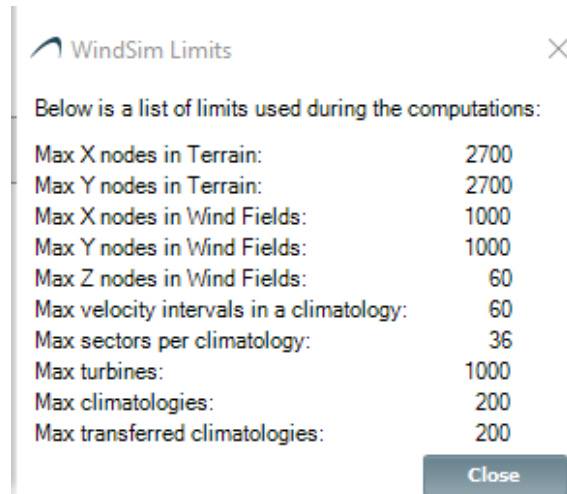
---

- **Splitted core**
- **Software key instead of hardware key**
- **Binary VTF**
  - Binary version of the vtf file for GLView enable faster loading and lower memory usage
- **Core refactoring**
  - Lighter and more flexible setup
- **Improve bottlenecks Wind Resources and Energy**
  - Speed performance has been enhanced
- **Updated methodology to convert XYZ files to DWS**
  - Part of the new IU
- **Extreme Wind calculation extension**
  - Adding fitting methods defined by R.I.Harris' studies and enabling independent storm peaks detection.
- **Updated terrain complexity**
  - Updated to calculated complexity indexes as in IEC 61400-1:2019
- **Terrain Conversion bug fixed**
- **Location bias-park layout bug fixed**
- **Improved documentation**

# Splitting core

## Increased limits

### WS10



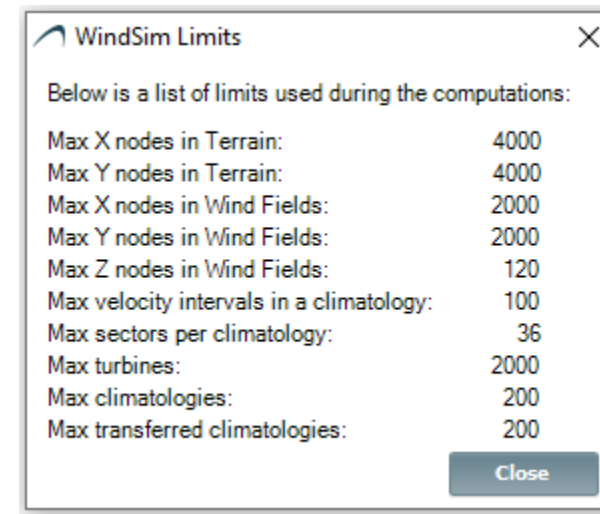
WindSim Limits

Below is a list of limits used during the computations:

Max X nodes in Terrain:	2700
Max Y nodes in Terrain:	2700
Max X nodes in Wind Fields:	1000
Max Y nodes in Wind Fields:	1000
Max Z nodes in Wind Fields:	60
Max velocity intervals in a climatology:	60
Max sectors per climatology:	36
Max turbines:	1000
Max climatologies:	200
Max transferred climatologies:	200

Close

### WS11



WindSim Limits

Below is a list of limits used during the computations:

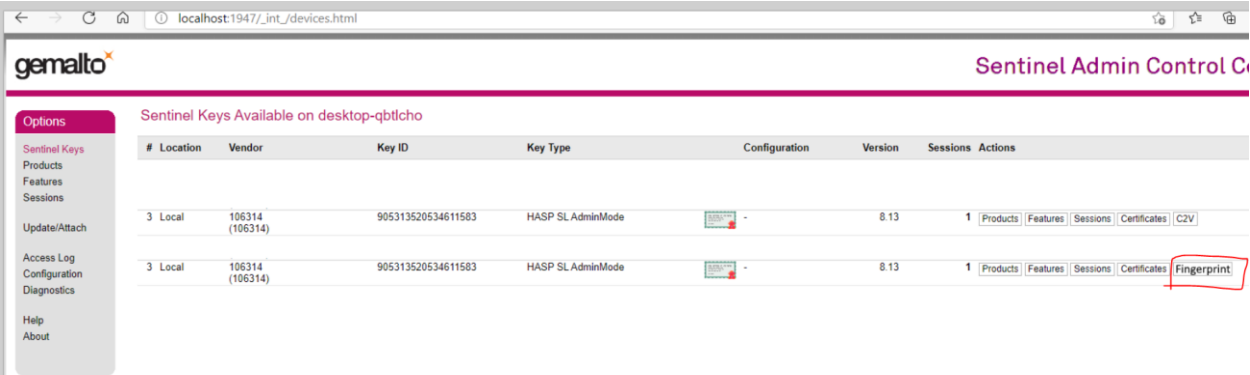
Max X nodes in Terrain:	4000
Max Y nodes in Terrain:	4000
Max X nodes in Wind Fields:	2000
Max Y nodes in Wind Fields:	2000
Max Z nodes in Wind Fields:	120
Max velocity intervals in a climatology:	100
Max sectors per climatology:	36
Max turbines:	2000
Max climatologies:	200
Max transferred climatologies:	200

Close

# Software key – first time

Create a C2V file (fingerprint, locking code)

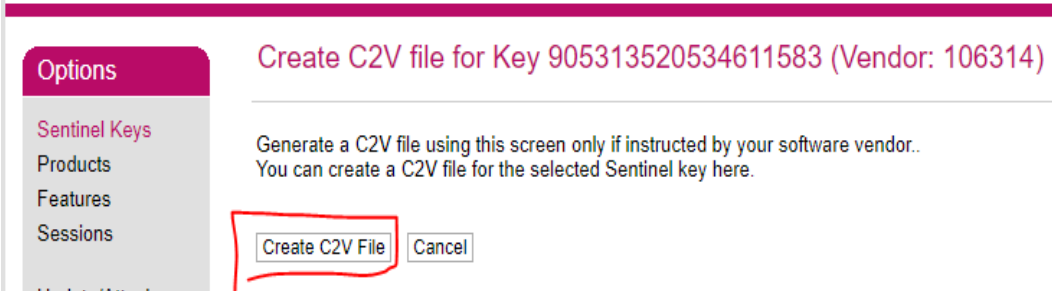
Go to [http://localhost:1947/\\_int\\_/devices.html](http://localhost:1947/_int_/devices.html) in your browser or in WindSim 11 : Settings -> Show key



Sentinel Admin Control Panel

Sentinel Keys Available on desktop-qbtlcho

#	Location	Vendor	Key ID	Key Type	Configuration	Version	Sessions	Actions
3	Local	106314 (106314)	905313520534611583	HASP SL AdminMode	-	8.13	1	Products   Features   Sessions   Certificates   C2V
3	Local	106314 (106314)	905313520534611583	HASP SL AdminMode	-	8.13	1	Products   Features   Sessions   Certificates   <b>Fingerprint</b>



Options

Create C2V file for Key 905313520534611583 (Vendor: 106314)

Generate a C2V file using this screen only if instructed by your software vendor.. You can create a C2V file for the selected Sentinel key here.

Create C2V File Cancel

First time it is called Fingerprint (second time C2V, I don't know why..)

- Click on fingerprint
- Click on “Create C2V File” and a file is created and download. Send this XXX.C2V file to [info@windsim.com](mailto:info@windsim.com)

# New Features

---

- Actuator Disc
- Blockage Effect

(@Katja will have a separate presentation and workshop)

- Meso-Micro Coupling

(@Pablo will have a separate workshop)

# Thank you



**WindSim AS**  
Fjordgaten 13  
3125 Tønsberg, Norway  
Tel: +47 33 38 18 00

**WindSim Americas**  
2945 Townsgate Road Westlake Village  
California 91361, USA  
Tel: +1 805 216 0785

**WindSim China**  
No. 101 Shaoyang Beili, Chaoyang District  
100029 Beijing, China  
Tel: +86 186 1029 1570