


WIND KNOWLEDGE

IS WIND POWER



WindSim User Meeting 2024

Knowledge Base

Presented by:
Chan Xiao



Overview

- Why was the WindSim Knowledge Base established?
- What can you expect?
- How to make use of it?



Why WindSim Knowledge Base

- **The Challenge**
 - Help users master WindSim capabilities and troubleshoot issues effectively
- **Value Proposition**
 - Provide a centralized, updated resource for trouble shooting, learning and maximizing the use of WindSim
 - Enhance user experience, reduces support inquiries, and empowers users to become more proficient with WindSim



What to expect

- **Getting Started**
 - Tailored resources for a confident WindSim journey
 - A smooth onboarding process for new WindSim users

The screenshot shows the WindSim Knowledge Base interface. At the top left is the 'windsim' logo and 'WindSim Knowledge Base'. At the top right are links for 'Go to windsim.com' and 'Sign in'. Below the header is a search bar with the placeholder text 'Search for answers'. The main content area shows a breadcrumb trail 'WindSim Knowledge Base > Getting Started'. On the left is a navigation menu with items: 'Getting Started', 'Fundamentals >', 'WindSim Accelerator >', 'WindSim 12 >', and 'Legal, terms and conditions'. The main content area features a large heading 'Getting Started' followed by a horizontal line and the text 'Simple guide to setup and getting started with WindSim Accelerator'.

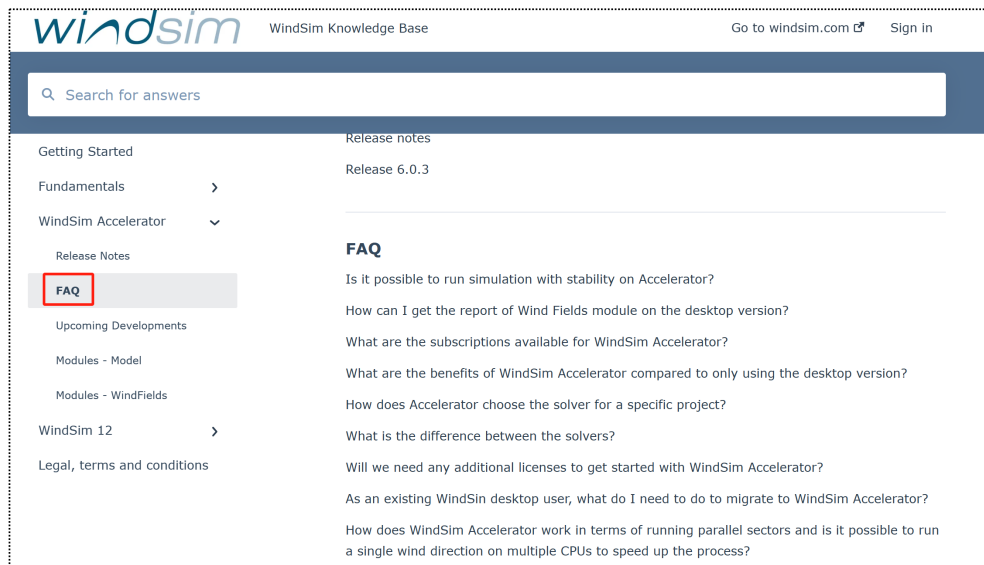
What to expect

- **Release Notes**
 - Latest features, enhancements, and bug fixes
 - Ensure optimized performance at all times

The screenshot shows the WindSim Knowledge Base website. At the top, there is a navigation bar with the WindSim logo, 'WindSim Knowledge Base', a link to 'Go to windsim.com', and a 'Sign in' button. Below the navigation bar is a search bar with the placeholder text 'Search for answers'. The main content area is titled 'WindSim Knowledge Base > WindSim Accelerator'. On the left side, there is a sidebar menu with the following items: 'Getting Started', 'Fundamentals', 'WindSim Accelerator', 'Release Notes', 'FAQ', 'Upcoming Developments', 'Modules - Model', 'Modules - WindFields', 'WindSim 12', and 'Legal, terms and conditions'. The 'Release Notes' item in the sidebar is highlighted with a red box. The main content area features the title 'WindSim Accelerator' and the subtitle 'CFD as a cloud-based SaaS-solution'. Below this, there is a link for 'WindSim Accelerator brochure'. A red box highlights the 'Release Notes' section, which contains the following items: 'R5 Release notes (video)', 'Release notes', and 'Release 6.0.3'.

What to expect

- **FAQ Section**
 - Solutions to common queries and troubleshooting tips
 - Save time and enhance overall user experience



What to expect

- **Module Demos**
 - Detailed exploration of WindSim's capabilities
 - Gain hand-on experience to utilize features effectively

The screenshot displays the WindSim Knowledge Base website. At the top, the 'windsim' logo is on the left, 'WindSim Knowledge Base' is in the center, and 'Go to windsim.com' and 'Sign in' are on the right. Below the header is a search bar with the placeholder text 'Search for answers'. A left-hand navigation menu includes items like 'Getting Started', 'Fundamentals', 'WindSim Accelerator', 'Release Notes', 'FAQ', 'Upcoming Developments', 'Modules - Model', 'Modules - WindFields', 'WindSim 12', and 'Legal, terms and conditions'. The 'Modules - Model' item is highlighted with a red box. The main content area features a search bar, a list of questions about WindSim Accelerator subscriptions, an 'Upcoming Developments' section with a video demo, and two red-bordered boxes. The first red box highlights the 'Modules - Model' section, which includes the heading 'Modules - Model' and the text 'How to use the Model module'. The second red box highlights the 'Modules - WindFields' section, which includes the heading 'Modules - WindFields' and two sub-items: 'Demo of WindSim Accelerator Wind Fields module (video)' and 'How to use the WindFields module'.

What to expect

- **Upcoming Developments**

- Exclusive insights into the future of WindSim
- Stay ahead of the curve with upcoming features and innovations

The screenshot shows the WindSim Knowledge Base website. The header includes the WindSim logo, 'WindSim Knowledge Base', a link to 'Go to windsim.com', and a 'Sign in' button. A search bar is located below the header. The left sidebar contains a navigation menu with items: 'Getting Started', 'Fundamentals', 'WindSim Accelerator', 'Release Notes', 'FAQ', 'Upcoming Developments' (highlighted with a red box), 'Modules - Model', 'Modules - WindFields', 'WindSim 12', and 'Legal, terms and conditions'. The main content area displays several articles, including 'What are the subscriptions available for WindSim Accelerator?', 'What are the benefits of WindSim Accelerator compared to only using the desktop version?', and 'See more'. A red box highlights the 'Upcoming Developments' section, which contains the text 'Demo of WindSim Accelerator Map and Model modules (video)'. Below this, there are sections for 'Modules - Model' and 'Modules - WindFields', each with a video demo and a 'How to use' article.

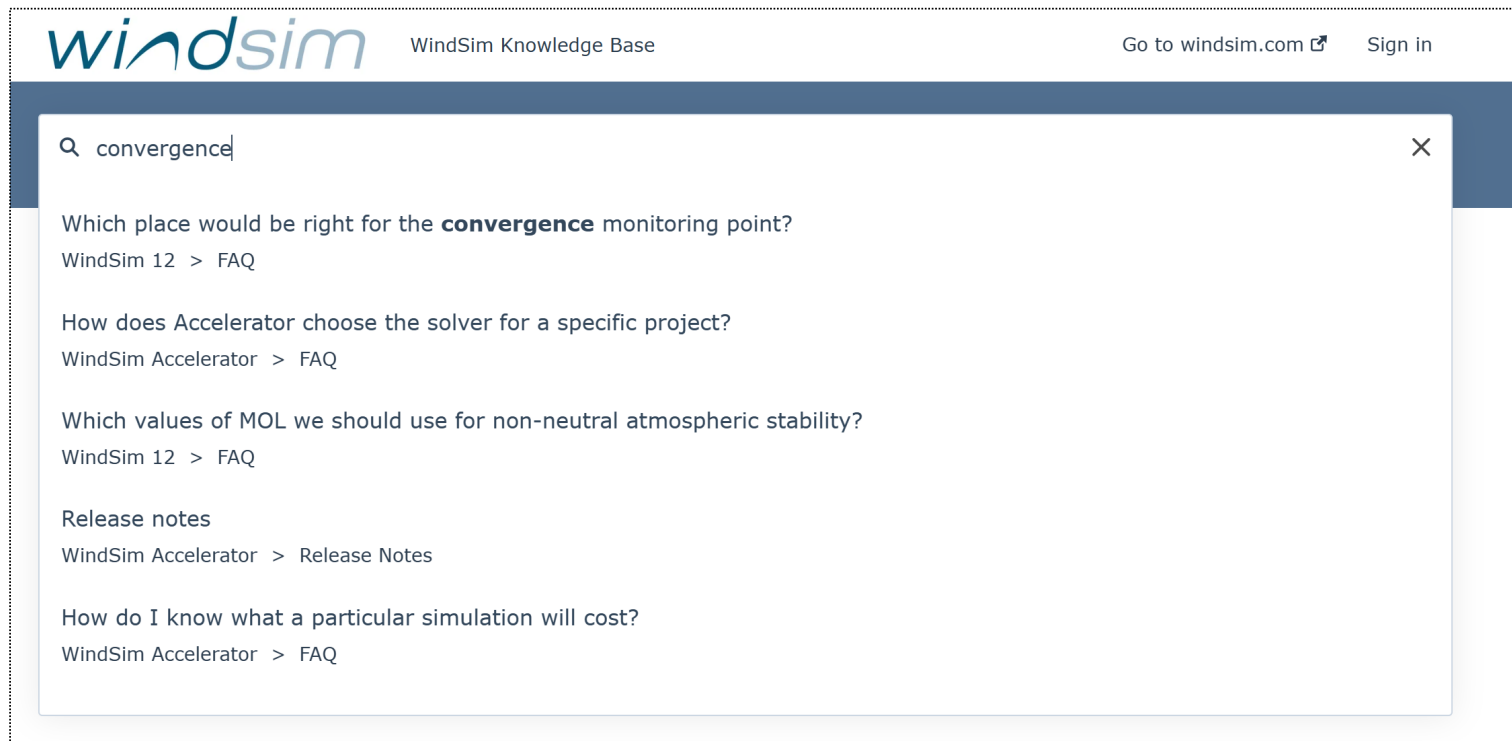
What to expect

- **Terms and Conditions**
 - Transparent guidelines for a smooth experience
 - Provide a clear understanding of usage terms for a trustworthy relationship

The screenshot shows the WindSim Knowledge Base website. At the top left is the 'windsim' logo and 'WindSim Knowledge Base' text. At the top right are links for 'Go to windsim.com' and 'Sign in'. Below the header is a search bar with the placeholder text 'Search for answers'. The main content area shows a breadcrumb trail: 'WindSim Knowledge Base > Legal, terms and conditions'. On the left is a navigation menu with items: 'Getting Started', 'Fundamentals >', 'WindSim Accelerator >', 'WindSim 12 >', and 'Legal, terms and conditions' (which is highlighted with a red box). On the right, the main heading is 'Legal, terms and conditions' with a horizontal line below it. Underneath are several links: 'Standard Terms and Conditions (ST)', 'Data Processing Agreement (DPA)', 'Service Level Agreement (SLA)', and 'Security'.

What to expect

- **Search Functionality**
 - Flexible search with keyword search and dynamic suggestions
 - Quick and efficient access to information



How to use

- Website: [WindSim Knowledge Base \(hs-sites-eu1.com\)](https://hs-sites-eu1.com)
- Simple way
 - Direct search
- Comprehensive way
 - In-depth exploration
- Feedback
 - Rate the article as helpful or unhelpful
 - Contact support@windsim.com if no answer found to your question



Thank you!

WindSim AS
Tollbodgaten 22
3111 Tønsberg
Norway
Tel.: +47 33 38 18 00

WindSim China
No. 101 Shaoyang Beili, Chaoyang District
1000029 Beijing
China
Tel.: +86 186 1029 1570